

Guide: How to access your feedback

This guide has three sections:

A: Locating your feedback in the correct tile

B: Finding feedback for coursework

C: Finding feedback for presentations

A. Locating your feedback in the right tile

Feedback for both coursework and presentations is available on the VLE.

To find feedback, you will need to:

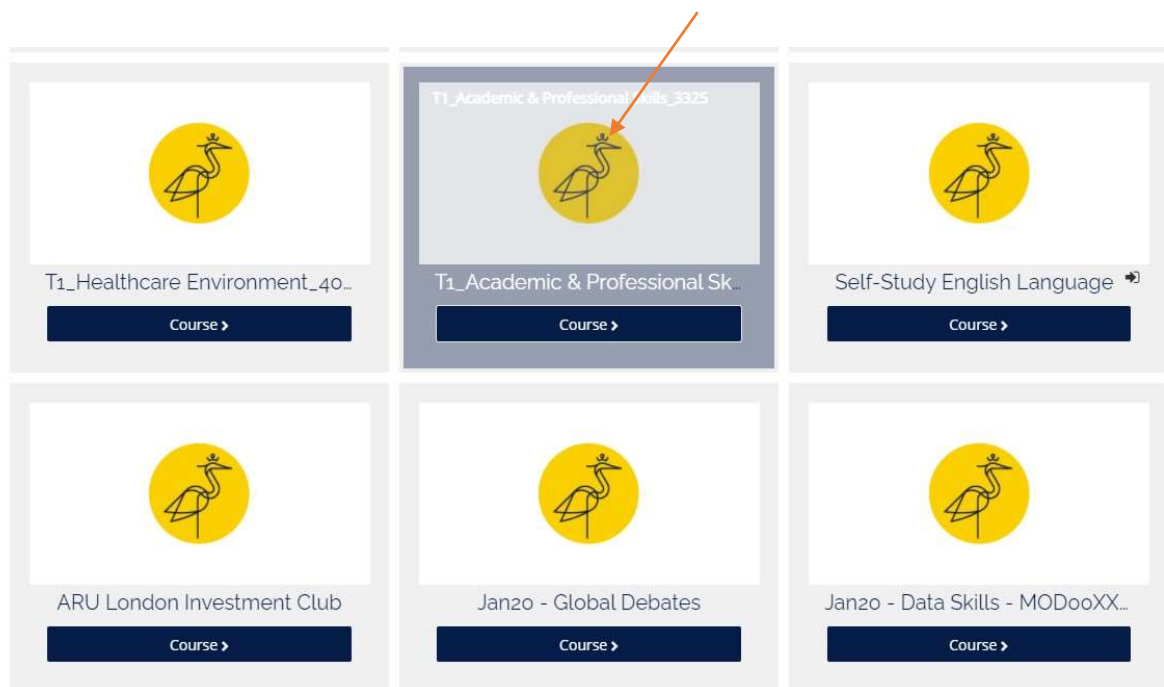
1. Log into the VLE.
2. Go to the correct module tile.

T1 = September – December

T2 = January – May

T3 = May – August

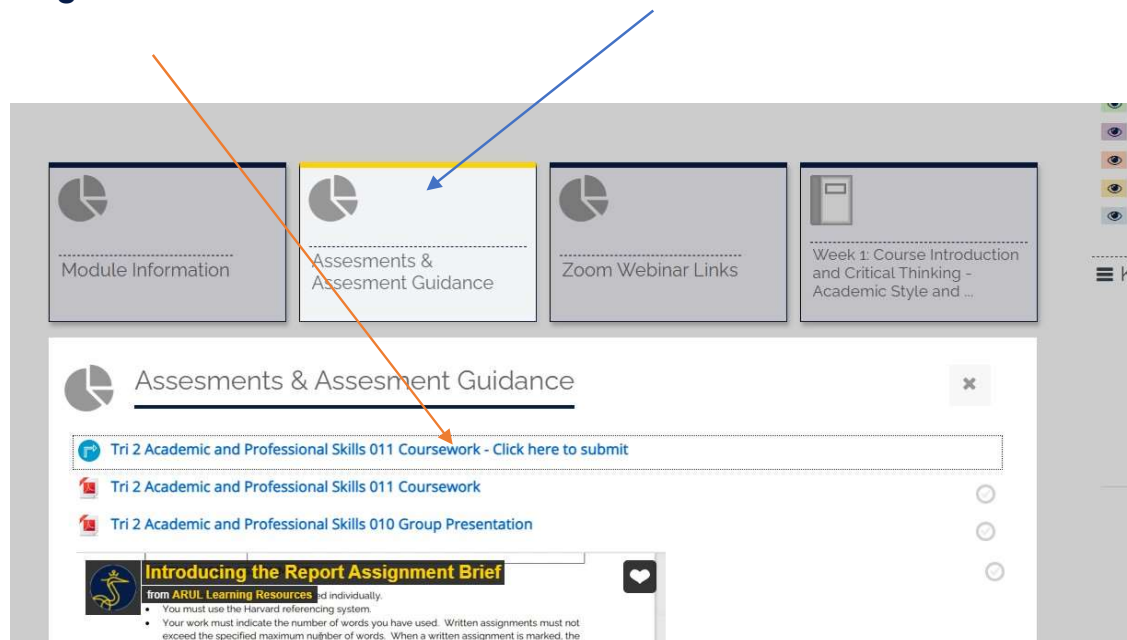
For example, if you submitted your Academic & Professional Skills coursework in November, you will need to go to the **T1**_Academic & Professional Skills tile to find your feedback.



B. Accessing Feedback for Coursework

Feedback for coursework is available in the Turnitin link.

1. Find the correct tile.
2. Click on 'Assessments & Assessment Guidance'.
3. Click on the Turnitin submission link.



4. It is possible there may be multiple submission links in different sections. If this is the case, click on all the links until you see your coursework. For example, let's click on Section 1:

- Turnitin APS 011 Coursework - Section 1 (KS) ←
- Turnitin APS 011 Coursework - Section 2 (IH)
- Turnitin APS 011 Coursework - Section 3 (MW)
- Turnitin APS 011 Coursework - Section 4 (SB)
- Turnitin APS 011 Coursework - Section 5 (UW)
- Turnitin APS 011 Coursework - Section 6 (PP)
- Turnitin APS 011 Coursework - Section 7 (SW)
- Turnitin APS 011 Coursework - Section 8 (LH)
- Turnitin APS 011 Coursework - Section 9 (RW)
- Turnitin APS 011 Coursework - Section 10 (JM)
- Turnitin APS 011 Coursework - Section 11 (EP)

Turnitin APS 011 Coursework - Section 1 (KS)

Assignment Dashboard

> Turnitin APS 011 Coursework - Section 1 (KS) ?

Cannot Upload Submission

You have no active papers in this assignment.

PREVIOUS ACTIVITY #010-Presentation Grades and Feedback

NEXT ACTIVITY Turnitin APS 011 Coursework - Section 2 (IH)

It says 'you have no active papers in this assignment', so the work is not there. Click in the bottom right corner to look in Section 2.

Turnitin APS 011 Coursework - Section 2 (IH)

Assignment Dashboard

> Turnitin APS 011 Coursework - Section 2 (IH) ?

Paper Title	Uploaded	Grade	Similarity
Academic and professional skills 011 Gender pay gap.docx	25 Nov 2022 12:59 GMT	76	25%

Now we can see the work. The grade is 76 and the similarity score is 25%.

5. Click on the document's title to look at the feedback.

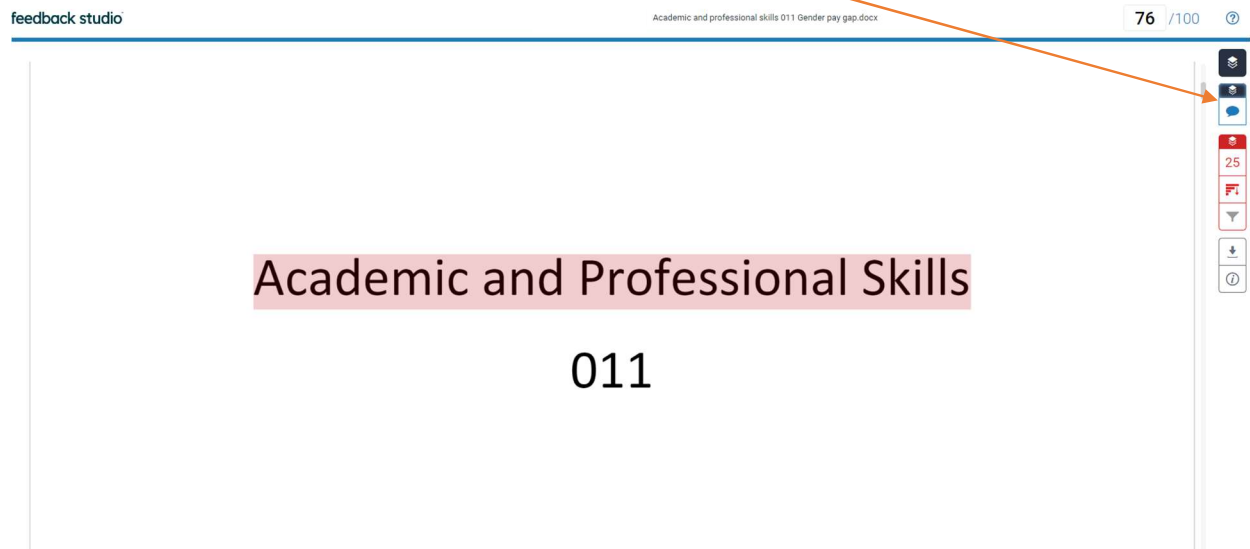
Turnitin APS 011 Coursework - Section 2 (IH)

Assignment Dashboard

> Turnitin APS 011 Coursework - Section 2 (IH) ?

Paper Title	Uploaded	Grade	Similarity
Academic and professional skills 011 Gender pay gap.docx	25 Nov 2022 12:59 GMT	76	25%

6. The feedback studio will open in a new window. Click on the blue speech bubble to reveal your feedback.



7. Scroll down to see comments in blue on your work. You can click on the blue boxes for more information and detail.

working, the lack of women in leadership roles and finally women not speaking up for themselves to make their voices heard. Following the causes, recommendations will be made for these causes with the aim to help reduce the gender pay gap, such as encouraging a more flexible working environment, promoting and hiring n amount of training and mentoring fo

The APS Executive Summary should be longer than a single paragraph but less than a page.

Executive Summary Length

No mention of the required first analysis subsection (Finance).

8. For overall feedback, look in the box on the right hand side. You can click 'View Rubric' for more detail.

prominent **causes of the gender pay gap** will be analysed more deeply; including lack of flexible working, the lack of women in leadership roles and finally women not speaking up for themselves to make their voices heard. Following the causes, recommendations will be made for these causes with the aim to help reduce the gender pay gap, such as encouraging a more flexible working environment, promoting and hiring n... and finally an increase to the amount of training and mentoring fo...

The APS Executive Summary should be longer than a single paragraph but less than a page.

Executive Summary Length

No mention of the required first analysis subsection (Finance).

The rubric will open in a new window, with more comments.

APS Report 2022 2023

Academic and professional skills 011 Gender pa...

Criteria		
Task Fulfilment (0-40)	Score	Comment
Relevance • Report Section Function • Analysis	30	Your report is on topic. Aside from the Executive Summary, which is too short, and the Conclusion, which omits an important item, the sections of your report fulfil their functions effectively and thoroughly. Your analysis is fairly frequent and consistently effective. To improve your Task Fulfilment score, look to include slightly more authorial commentary in your main body paragraphs at times, as on a couple of occasions here, the writing becomes rather 'evidence-heavy'.
Structure (0-20)	Score	Comment
Order of Ideas • Paragraph Structure • Cohesive Devices	16	The order of ideas within your report sections is very logical. Your paragraphs show outstanding structure and have clear main ideas, with topic sentences that consistently provide an apt level of specificity. Your choice of cohesive devices is very logical, and they are used at almost all appropriate points. To improve your Structure score, work on using an even greater variety of cohesive devices in a natural way.
Use of Sources (0-20)	Score	Comment
Choice and Use of Sources • Paraphrase/Summary • Harvard Referencing	16	You have used many complex, academic and reliable sources in an outstanding way. Notably, these include a diverse range of high quality institutional reports. You have also used paraphrase/summary in an outstanding, clear way. Your use of Harvard referencing is near flawless. However, please note that secondary citations should not be listed in the final reference list. Instead, simply list the source you've read once on the list. To improve your Use of Sources score, look to engage more with peer reviewed academic literature as this script only cites one (mandatory) journal article. Work on using multiple sources to support one point.

C. Accessing Feedback for Presentations

Feedback for presentations is also available in the Assessments & Assessment Guidance tile.

1. Find the correct tile.
2. Click on 'Assessments & Assessment Guidance'.
3. Click on the 'Presentation Feedback' link.

The screenshot shows the VLE interface for '(3325T1) Academic and Professional Skills'. The main content area features a yellow banner for 'Level 3 and 4 Students: Be the Best You Can Be' with a 'Class Evaluation Survey' link. Below this is a row of five tiles: 'In Class Attendance', 'Module Information', 'Assessments & Assessment Guidance' (highlighted with an orange arrow), '1 Course Introduction and Critical Thinking - 1.2 Academic Style and ...', '2 Planning and Paragraph Structure - 2.2 Finding and Evaluating Sources', and '3 Harvard Referencing - 3.2 Quoting, Summarising and Paraphrasing'. Below the tiles is a 'Assessments & Assessment Guidance' section with a sub-link for '#010-Presentation Grades and Feedback'.

4. You will be able to see your grade and feedback comments on the VLE directly.

#010-Presentation Grades and Feedback

Please ONLY use this feedback form for your practicals

Submission status

Submission status	This assignment does not require you to submit anything online
	This assignment is not accepting submissions
Grading status	Graded
Last modified	-
Submission comments	Comments (0)

Feedback

Grade	
Method	Method - Good (12-13): Your explanation of your chosen method is logical and fairly detailed. Sources are used and referenced in a good way. To improve your grade, try to use more specific and relevant source evidence.
Strengths and Weaknesses	Strengths and Weaknesses - Good (24-27): Strengths and weaknesses are covered with a good level of detail. There is good evidence of analysis. Sources are used and referenced in a good way. To improve your grade, add more analysis.
Delivery	Delivery - Sound (10-11): Eye contact, body language, pacing and audience engagement are sound. You expand verbally on some points, but sometimes appear to rely on notes or slides. To improve your grade, try to rely less on notes or slides.
Language	Language - Good (6): Your use and range of formal/academic language and signposting language is good. Your presentation is outlined. To improve your grade, try to use even more signposting language.
Slides	Slides - Excellent (7): Your slides show an excellent level of visual engagement and professionalism and usually contain an appropriate amount of information. Your group cohesion is excellent. To improve your grade, keep working on your use of images and icons.
61.00 / 100.00	

Graded on Tuesday, 6 December 2022, 5:43 PM

If you need any further information, please contact the LRC or Academic Support via email:

Learning Resources Centre (LRC): learningresources@london.aru.ac.uk

Academic Support: academicsupport@london.aru.ac.uk